


purchase a valve cutoff key, shaped like a “T”, which can be purchased at home improvement stores.

- For your convenience keep several gallons of storable emergency drinking water on hand which should be changed out periodically.



For more information on disaster preparedness, please go to mlgw.com or e-mail us at corpcomm@mlgw.org to request a copy of our “Weathering Nature’s Fury” brochure.



How to safely turn off utilities after a natural disaster



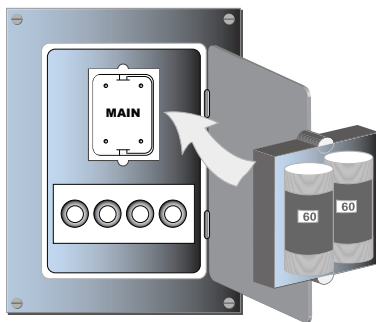


When a natural disaster occurs, it is possible for components such as water, gas, and electricity to be damaged, resulting in a safety hazard. Immediately following a catastrophe visually inspect your gas, water and electrical lines and appliances for damage. If you notice any damage, do not touch the appliance that is affected.

Knowing where and how to shut off electric, gas and water main switches and valves is essential following a catastrophe. Also, do not turn on the gas or electricity again until MLGW has inspected your services. To further ensure your safety after an event such as an earthquake, tornado or any natural disaster, please familiarize yourself with specific safety precautions for each of the three services as shown.

Electric

Electricity serves as one of the vital components of our daily lives. However, it can be extremely dangerous when we come in contact with unharnessed energy resulting from downed “live” power lines. If you notice any electrical



damages in or around your home, immediately perform these simple steps:

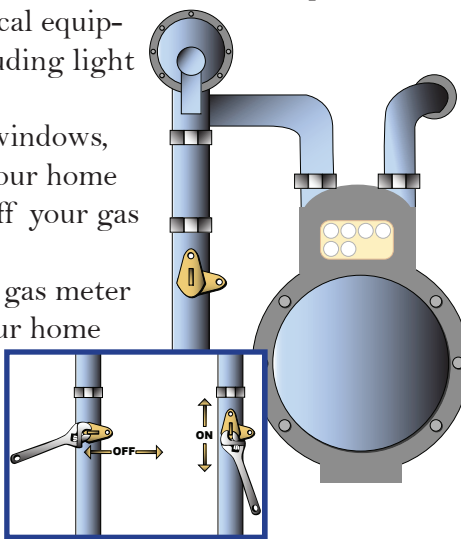
- Do not touch or come close to downed power lines.
- Locate the circuit breaker inside your home.
- Turn off the main switch; it is the first and largest switch on the circuit breaker.

Gas

A natural disaster can damage or break pipes, mains and appliances, causing potentially deadly gas leaks. If you smell a strong gas odor in your

home, please take the following actions:

- Do not smoke, use candles, matches, or other flammable items, and don’t operate any electrical equipment, including light switches.
- Open the windows, evacuate your home and shut off your gas meter.
- Locate the gas meter outside your home and find the shut-off valve, which is usually on the line leading to the meter.
- Using a wrench, turn the valve to the position of “off” as shown in the illustration.



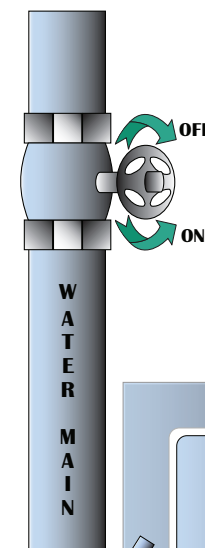
The valve is in an “off” position when it is perpendicular to the line/pipe on which it is located.

- Do not turn on the gas again or re-enter your home until MLGW has deemed it safe to do so.

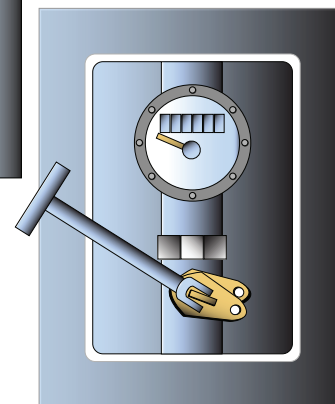
Water

Water is crucial to life. It is important to have access to safe water in the event of a catastrophe. To ensure your water’s quality, follow these suggestions:

- If you hear reports of broken water or



sewage lines, you should shut off your incoming water valve to prevent contaminated water from entering your home. You may have to turn off your water at the meter, which is usually located under a metal cover near the sidewalk or street.



- Turn the valve to shut off the water from entering your home as demonstrated in the illustration. You may have to