

MLGW Water System Status



System Status



Declaration Started 2/15/21

Dashboard Last Updated

02/22/21 11:30AM

Water Supply Demand Daily Average

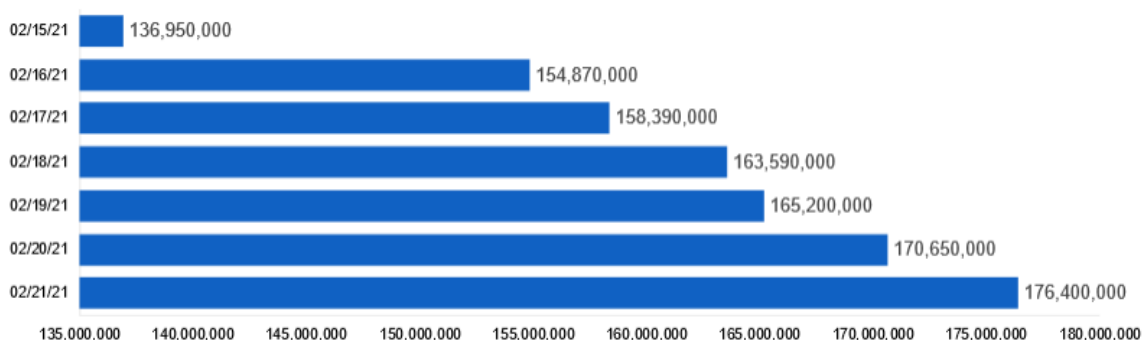
160,864,286

Daily Average

106,486,000

Normal Daily Average

Total Water Supply Demand

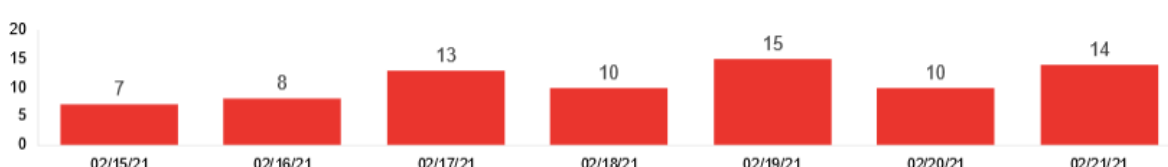


Ruptured Mains

Total Ruptured Mains Repaired

77

Number of Ruptured Mains Repaired

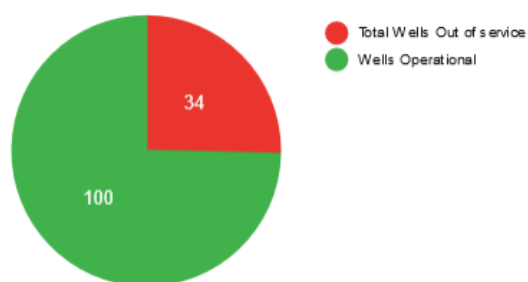


Water Production Well Information

Wells Operational

100

Wells Status



Water Pumping Station Status

Prior Day Status	Current Status	Station
●	●	Mallory
●	●	Sheahan
●	●	Allen
●	●	McCord
●	●	Palmer
●	●	Lichterman
●	●	Morton
●	●	Davis
●	●	Shaw

Well Status Summary

17

Repaired

34

Thawed Out

% Operational Wells

75%

Service Cut Offs

Total Cut Offs

3,230

Information Below Contains The Following

- Cut Offs Broken Services
- Cut Offs Frozen Services
- No Water Call

Water Crisis Cut Offs

