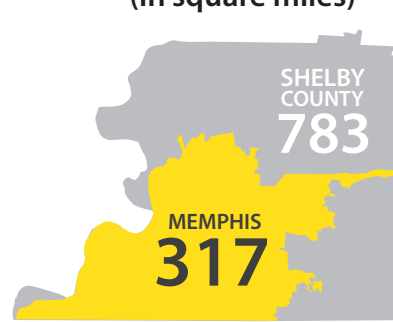


Memphis Light, Gas and Water Division FAST FACTS

Memphis/Shelby County

Population:

Area
(in square miles)

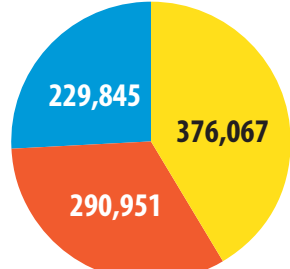


Memphis 633,104
Shelby County 929,744

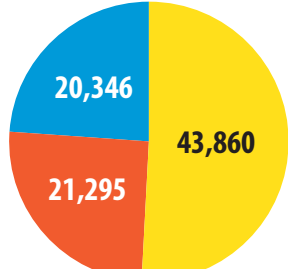
Source: memphischamber.com

Source: shelbycountyttn.gov

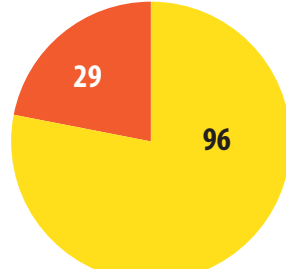
Utility Use



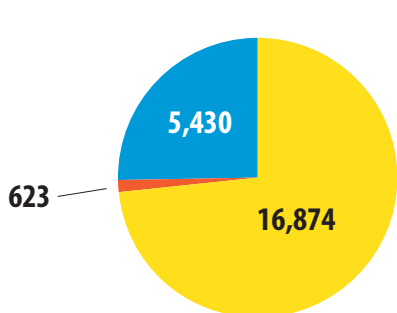
RESIDENTIAL



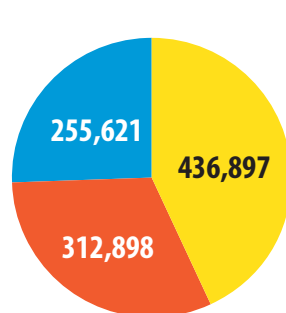
COMMERCIAL



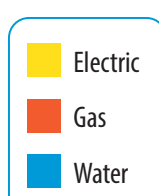
INDUSTRIAL



OTHER



TOTAL



Commercial and industrial water customers are combined under commercial usage figures. Figures indicate average number of customers for 2022.

Water Analysis

(average 2022)



ALKALINITY




HARDNESS



IRON



pH



FLUORIDE

Average Residential Cost Per



\$0.1197
kWh of Electricity



\$2.9530
ccf of Water



\$1.0007
ccf of Gas



\$0.003948
Gallon of Water


Electric street lights

Lights in service: 110,611
Memphis 85,171
All other cities in Shelby County 25,070
Total for MLGW, railroad, airport, parks 370

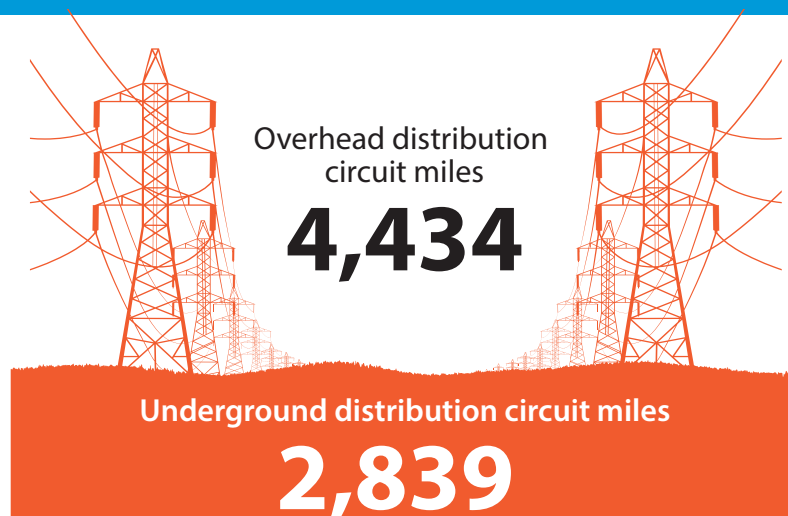


Leased
outdoor lights
in service
42,223

Fire hydrants
in service
30,464



Electric Division



Overhead transmission structure miles
450

Overhead transmission circuit miles
626

Underground transmission circuit miles
17.58



Gas Division


Miles of gas

Mains
4,551.04



Transmission mains
200.43

Water Division



Miles of water mains
3,958



PERSONNEL

Total full-time regular employees 2,422
Temporary, part-time and co-ops 64
Permanent part-time 5

Total Employees 2,491