

Memphis Light, Gas and Water Division FAST FACTS

Memphis/Shelby County

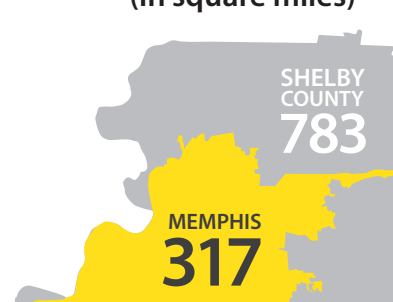
Population:



Memphis 655,770
Shelby County 934,603

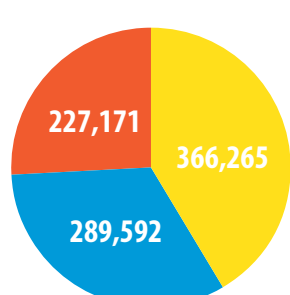
Source: memphischamber.com

Area
(in square miles)

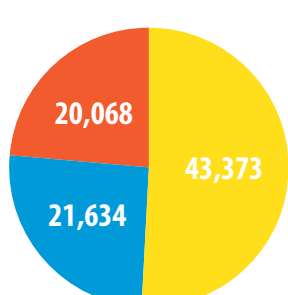


Source: shelbycountyttn.gov

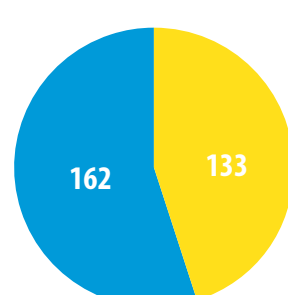
Utility Use



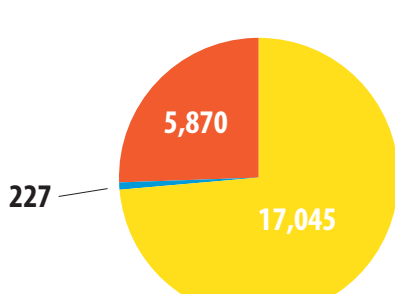
RESIDENTIAL



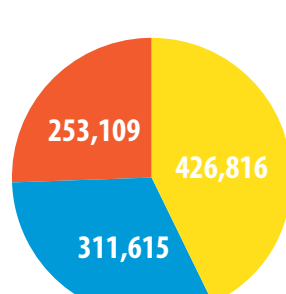
COMMERCIAL



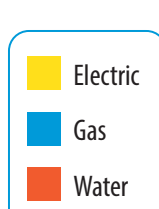
INDUSTRIAL



OTHER



TOTAL



Commercial and industrial water customers are combined under commercial usage figures. Figures indicate average number of customers for 2016.

Water Analysis (average 2016)



ALKALINITY




HARDNESS



IRON



pH



FLUORIDE

Average Residential Cost Per



\$0.0950
kWh of Electricity



\$2.2050
ccf of Water



\$0.7190
ccf of Gas



\$.0029
Gallon of Water

Electric street lights

Lights in service: 107,221
Memphis 83,574
All other cities in Shelby County 23,278
Total for MLGW, railroad, airport, parks 369




Leased
outdoor lights
in service

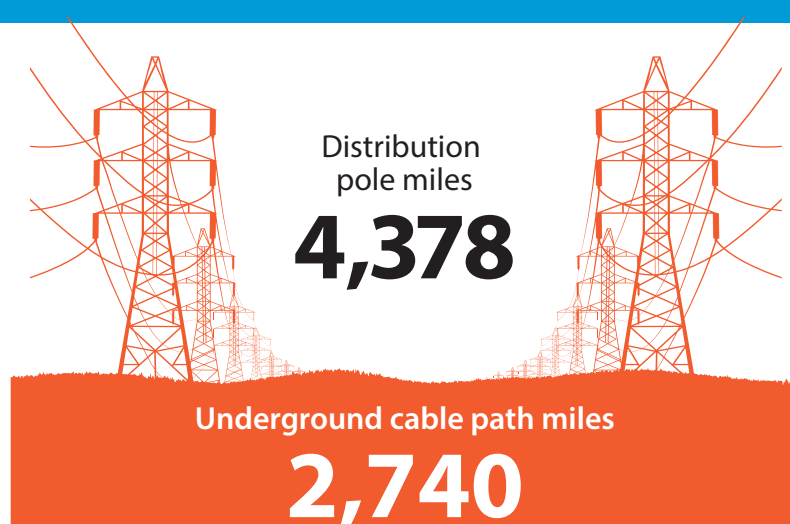
42,330

Fire hydrants
in service

31,159



Electric Division



Overhead transmission
structure miles

450

Overhead transmission
circuit miles

626

Underground transmission circuit miles

17.58



Gas Division

Miles of gas

Mains
4,488



Transmission mains
179.91

Water Division



Miles of water
mains

3,881



PERSONNEL

Total full-time regular employees . . . 2,589

Temporary, part-time and co-ops . . . 85

Total Employees 2,674