

Memphis Light, Gas and Water Division FAST FACTS 2019

Memphis/Shelby County

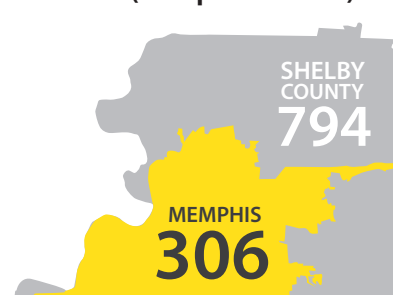
Population:



Memphis 662,038
Shelby County 953,993

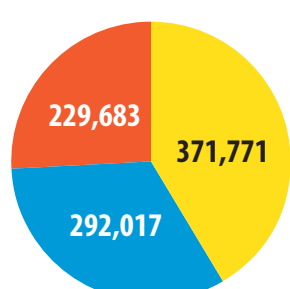
Source: memphischamber.com

Area
(in square miles)

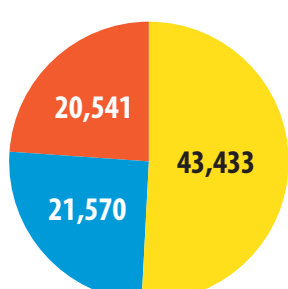


Source: shelbycountytn.gov

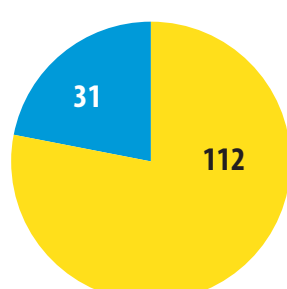
Utility Use



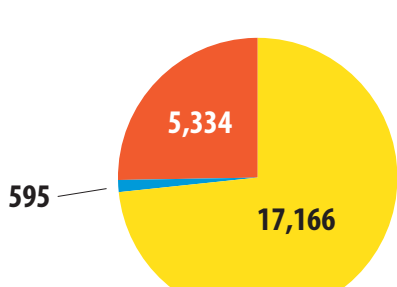
RESIDENTIAL



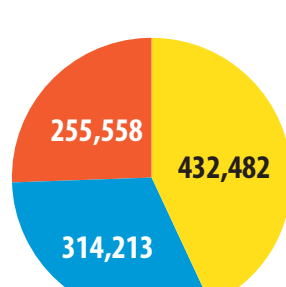
COMMERCIAL



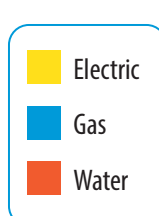
INDUSTRIAL



OTHER



TOTAL



Commercial and industrial water customers are combined under commercial usage figures. Figures indicate average number of customers for 2019.

Water Analysis (average 2019)



ALKALINITY




HARDNESS



IRON



pH



FLUORIDE

Average Residential Cost Per



\$0.1003
kWh of Electricity



\$2.3034
ccf of Water

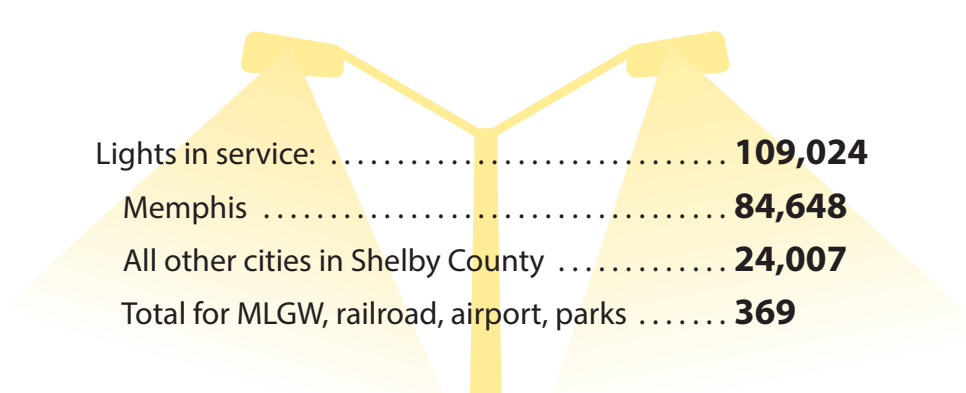


\$0.7368
ccf of Gas



\$0.003079
Gallon of Water

Electric street lights



Leased
outdoor lights
in service

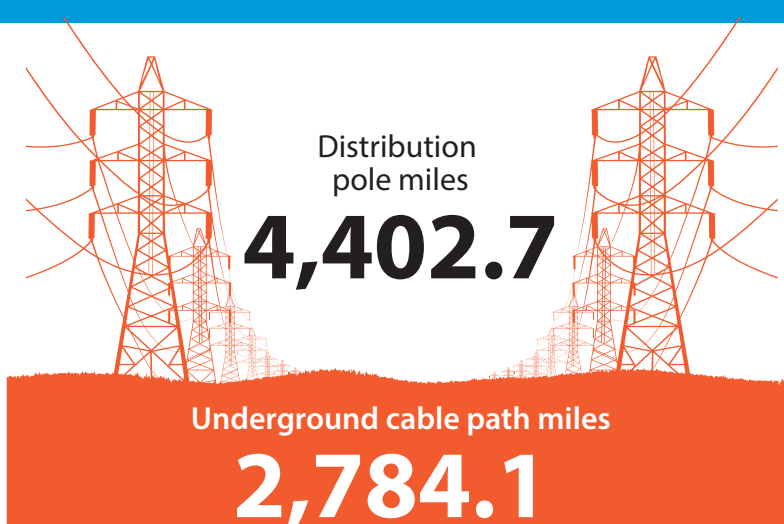
42,682

Fire hydrants
in service

30,378



Electric Division



Overhead transmission
structure miles

450

Overhead transmission
circuit miles

626

Underground transmission circuit miles

17.58



Gas Division

Miles of gas

Mains
4,508.42



Transmission mains
200.38

Water Division



Miles of water
mains
3,947



PERSONNEL

Total full-time regular employees 2,586

Temporary, part-time and co-ops 112

Permanent part-time 7

Total Employees 2,705