

Memphis Light, Gas and Water Division FAST FACTS

Memphis/Shelby County

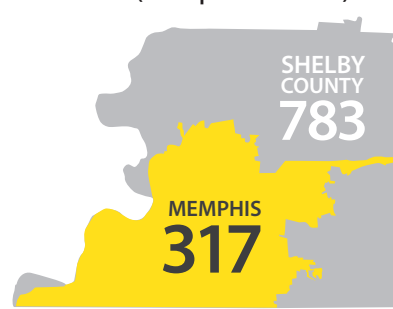
Population:



Memphis 662,038
Shelby County 953,993

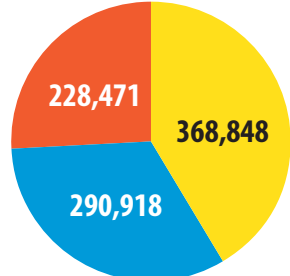
Source: memphischamber.com

Area
(in square miles)

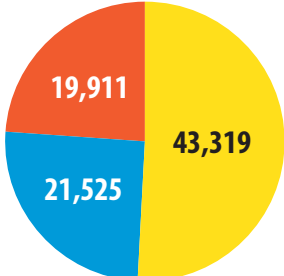


Source: shelbycountytn.gov

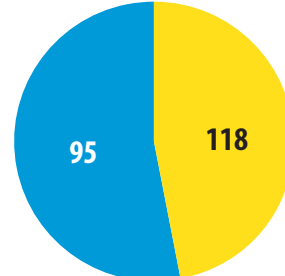
Utility Use



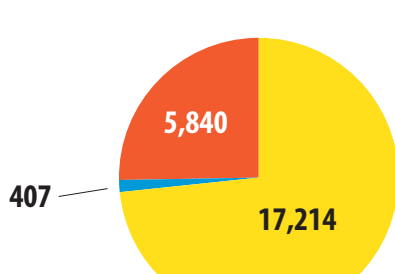
RESIDENTIAL



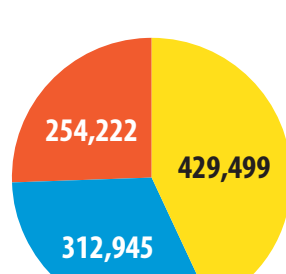
COMMERCIAL



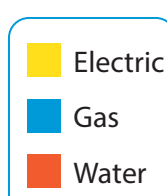
INDUSTRIAL



OTHER



TOTAL



Commercial and industrial water customers are combined under commercial usage figures. Figures indicate average number of customers for 2018.

Water Analysis (average 2018)



ALKALINITY




HARDNESS



IRON



pH



FLUORIDE

Average Residential Cost Per



\$0.0966
kWh of Electricity



\$2.2180
ccf of Water



\$0.7286
ccf of Gas



\$.00296
Gallon of Water

Electric street lights

Lights in service: 108,715
Memphis 84,499
All other cities in Shelby County 23,847
Total for MLGW, railroad, airport, parks 369




Leased
outdoor lights
in service

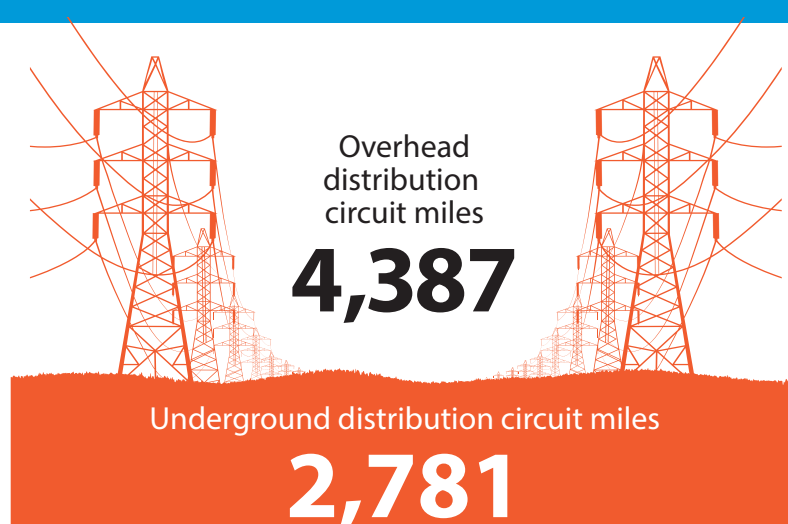
42,717

Fire hydrants
in service

30,374



Electric Division



Overhead transmission structure miles

450

Overhead transmission circuit miles

626

Underground transmission circuit miles

17.58



Gas Division

Miles of gas

Mains
4,518



Transmission mains
200.35

Water Division



Miles of water mains
3,948



PERSONNEL

Total full-time regular employees . . . 2,621
Permanent part-time 7
Temporary, part-time and co-ops . . . 92

Total Employees 2,720